

CAT6A Patch Panels



CAT6A Patch Panels Available:
6APP48 48-PORT
6APP24 24-PORT

• Horizontal 110-Type IDC terminations help isolate potential Alien Crosstalk (AXT)



Integrated Support Bars
• Secures cables at required bend radius

• Hinged label holder for easy label changes

CAT6A 110-TYPE PATCH PANELS

- PoE Type 4 compliance for applications up to 100W
- Foldable cable management bar included with each panel
- Meet and exceeds ANSI/TIA-568.2-D
- UL Listed & TAA Compliant


Perm. Link Cable Test Summary

Headroom 8.9 dB (NEXT 36-45)
Limit: TIA CAT6A Perm. Link Cable
Type: CAT6A U/UTP
NVP: 68.2%



*See Wavenet for detailed results

Punch Down Tool
TOOLPD-11066



Cleaner & Faster Wiring Management



Increase Your Work Flow up to 80%



Time Is Money
Work Smarter Not Harder



CAT6 & CAT5E Patch Panels



CAT6 Patch Panels Available:
 6EPP48 48-PORT
 6EPP24 24-PORT
 6EPP12V 12-PORT

• Component-rated performance for maximum speed and bandwidth

• Hinged label holder for easy label changes

Integrated Support Bars
 • Secures cables at required bend radius

CAT5E Patch Panels Available:
 5EPP48 48-PORT
 5EPP24 24-PORT
 5EPP12V 12-PORT

CAT6 & CAT5E 110-TYPE PATCH PANELS

- 12-Port, T568A/B wiring, wall mountable w/ 89D bracket
- 1U/24-Port, 2U/48-Port, 110-TYPE, T568A/B wiring
- Meet and exceeds ANSI/TIA-568-C
- UL Listed & TAA Compliant

Perm. Link Cable Test Summary
 Headroom 7.5 dB (NEXT 36-78)
 Limit: TIA CAT6 Perm. Link Cable
 Type: CAT6 U/UTP
 NVP: 69.0%




*See Wavenet for detailed results

Perm. Link Cable Test Summary
 Headroom 8.6 dB (NEXT 36-78)
 Limit: TIA CAT5E Perm. Link Cable
 Type: CAT5E U/UTP
 NVP: 69.0%



*See Wavenet for detailed results

Punch Down Tool
 TOOLPD-11066



4-Pair Punch Down Tool
 TOOL-PP-J4PR



4-Pair Punch Down Tool
 Makes Work 80% Faster



Time Is Money
 Work Smarter Not Harder



Unloaded Patch Panels



BLANK PATCH PANELS

BPPWM-24 24-PORT



Grounding Wire

Integrated Support Bars
• Secures cables
at required bend radius

BPPWM-12 12-PORT




BPPWM-48 48-PORT

- 2U, 48-Port, with labeling areas. Compatible with keystone style connectors
- 1U, 24-Port, with labeling area. Compatible with keystone style connectors
- 12-Port, Wall mount. Compatible with keystone style connectors, Rotatable Modules

Compatible With
Keystone Style Connectors



Configurable Based
On Application



Unloaded Patch Panels
For Custom Jobs



Cross-Connect
Consolidation Solution



Unloaded Patch Panels



ANGLED BLANK PATCH PANELS

Standard

Integrated Support Bars
• Secures cables
at required bend radius

High-Density




ABP1U-24P 1U 24-Port



ABP1U-48U 1U 48-Port


- Angled design saves rack space by routing patch cords directly into vertical cable managers
- Accommodates [1U/24-port, 1U/48-port] keystone style snap-in modular connectors
- Include rear cable management bar for proper cable support

Compatible With
Keystone Style Connectors



Unloaded Patch Panels
For Custom Jobs

Configurable Based
On Application



Cross-Connect
Consolidation Solution

